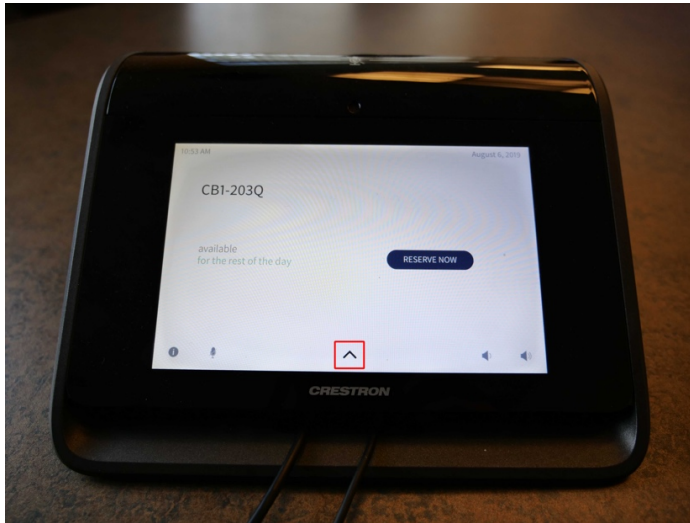





## How to Present Using Air Media

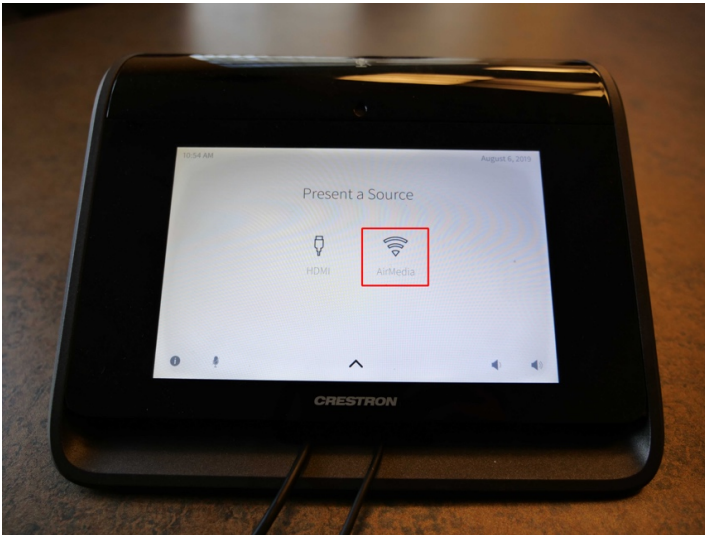
1. Wake the Crestron Mercury by tapping the screen.
2. To view the **Main Menu**, select the up arrow at the bottom of the screen.



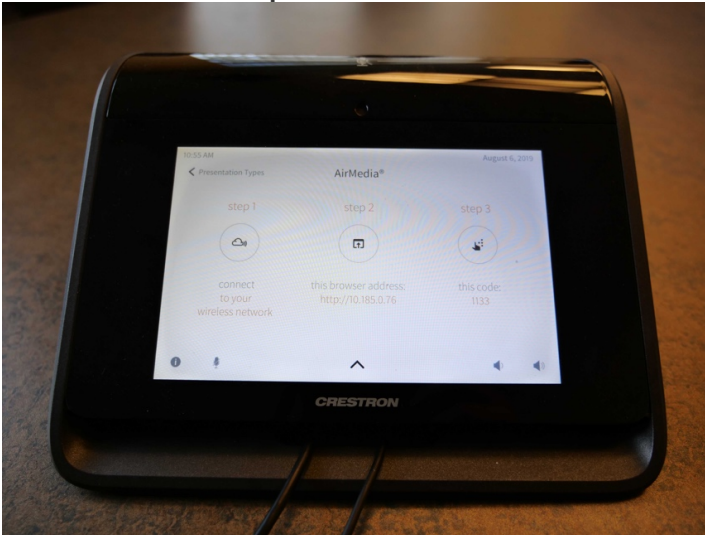
3. Select **Present**.



4. Select **Air Media** from the 'Present a Source' menu.




5. Follow the steps on the screen.



1. Connect to the **DTCampus** wireless network.
2. Navigate to the browser address listed.
3. Hit 'Start Presenting'



- If you do not already have the app, you will be directed to download it on your device.



4. If you already have the app installed, enter the code displayed in Step 3 on the Crestron Mercury.
6. To stop presenting, hit **Stop** on the Crestron Mercury.